

# Varnish Removal Unit

Solution for removal of dissolved and suspended  
soft contaminants from oil in

Gas & Steam Turbines



“Avoid varnish related  
turbine trips and  
expensive oil changes”





# The Problem

turbine trips | oil aging | valve sticking | inline filter blocking

When varnish strikes, the costs associated with a production outage are often very high. The precursors to varnish, the so-called soft contaminants, are created in the hot spots in the oil system, e.g. bearings, pumps and high flow in-line filters.

Recent studies have found that the soft contaminants exist in both dissolved and suspended phases and should be removed in order to avoid varnish formation. Once formed, varnish can seize and clog valves, filters and other small passages and reduce the oil life considerably.

When soft contaminants are dissolved in oil, typically at temperatures above 40°C (100 °F), they cannot be removed through standard mechanical filters or electrostatic filters. The soft contaminants are polar in nature and adsorb onto dipolar, colder metallic surfaces in “cold spots”, e.g. valves and coolers. They will also settle out when the oil temperature decreases during outages.

The soft contaminants also have lower thermal stability than the oil so they are more likely to bake onto hot surfaces, e.g. journal bearings.




*Varnish coated in-line filter of IVG servo valve hydraulics*



*Varnish on plate heat exchanger*



*Varnish on valve spool*



*Varnish on journal bearing, gas turbine*

## FACTS

### Consequences of Varnish

- Valve sticking ► loss of control, which results in turbine trips or fail-to-start
- Filter blockage ► restriction of oil flow, which increases oil temperature and wear
- Sandpaper surface ► increases component wear
- Ineffective heat exchangers ► increases oil temperature
- Lacquer baked onto bearings ► flow restriction, increased wear and temperature
- Frequent oil changes and system flushing

# The Solution

high efficiency | low maintenance | reliable | easy to install

C.C.JENSEN A/S introduces the CJC™ Varnish Removal Unit with a revolutionary high efficiency for removing soft contaminants from oil – dissolved and suspended – even from hot operating gas and steam turbines.

The CJC™ VRU is designed to remove dissolved and suspended soft contaminants by polar attraction in the optimized, cellulose based CJC™ Varnish Removal inserts, VRi. It does this without any additional power, chemicals or beads which may be harmful to the oil's additive package.

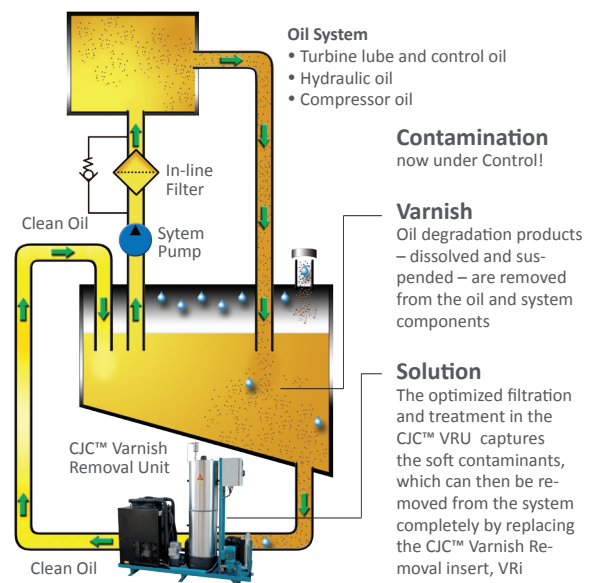
The warm system oil is drawn from the bottom of the tank to the VRU by its own transfer pump. The oil is treated and filtered continuously in the CJC™ VRU before being pumped back to the system tank as varnish free oil.

The varnish free oil will start cleaning all system components it comes in contact with, ultimately resulting in a completely varnish free system. The varnish level in the oil will typically be cut in half within a few weeks of operating the CJC™ VRU.

## CJC™ Varnish Removal Unit



## Principle Drawing CJC™ Offline Filtration



## FACTS

The specially designed CJC™ Varnish Removal inserts VRi, used in the CJC™ Varnish Removal Unit make it possible to remove oil degradation products from oil in gas and steam turbines, up to 45,000 L (11,900 gal) – dissolved and in suspension

– even from high temperature operating turbines!



# The Result


no turbine trips | no oil aging | no valve sticking | no inline filter blocking



## Before installation of CJC™ VRU



Turbine oil BEFORE filtration with the VRU




Millipore membrane MPC > 50




Ultra Centrifuge test, initial sample before the VRU (inlet)



Clearly visible varnish at the metal surface BEFORE startup the VRU



6 months WITHOUT VRU: Varnish on the inline filter




Varnish Removal insert, VRI before startup

## After installation of CJC™ VRU



Turbine oil AFTER just a few weeks of filtration with the VRU




Millipore membrane AFTER filtration with the VRU, MPC < 10




Ultra Centrifuge test, sample after a single pass through the VRU (outlet)



No more varnish at the metal surface AFTER startup the VRU



6 months WITH VRU: No varnish on the inline filter



Varnish Removal insert, VRI, after filtration

## CASE

### Customer

A 95 MW Combined Cycle Power Plant in Spain. Two base loaded gas turbines each containing 6,500 L (1,700 gal) of Mobil DTE 832 oil. Varnish level measured with Membrane Patch Colorimetric was reduced from MPC 55 to MPC 15 within two weeks of operating the CJC™ VRU. By using the CJC™ VRU, a pending oil change and flushing were not necessary anymore, and turbine trips due to varnish were avoided!

The savings obtained from reduced oil purchases, flushing and oil handling, add up to approximately

**\$ 35,000**  
per gas turbine.



# The Benefits

no expensive turbine trips | no uncontrolled shut downs

## Benefits

- Increased system reliability and availability
- Prevent shut downs due to varnish e.g. turbine trips or fail-to-start
- Full control of governor system and smooth operating valves
- Optimum operating cooling system free from varnish
- No need for tank cleaning and system flushing
- Longer lifetime of oil and components

## Savings (average)

Avoiding a turbine trip and prolonging oil life can result in huge savings – a real example:

- \$ 40,000 saved by avoiding a turbine trip (not including lost revenue)
  - \$ 35,000 saved on oil, flushing and disposal costs
  - \$ 4,600 per hour penalty for not supplying energy
- Total cost for a turbine trip can easily exceed \$ 100,000 including down-time penalties

## Environment

- With the CJC™ VRU the oil life time can be extended to **10-20 years** in operation without compromising its properties
- Less oil is consumed due to reduced top-ups
- Extend the lifetime of components

## Less Maintenance

- No need for system flushing and tank cleaning
- Avoid malfunction of hydraulic valves e.g. inlet guide vane valves
- Avoid clogging inline filters
- Avoid sludge and varnish build-up in heat exchangers
- Minimal maintenance and supervision of the CJC™ VRU
- Maintenance of the CJC™ VRU does not require shutting down the main oil system



# C.C.JENSEN - all over the World



## Manufacturer & Headquarters

### C.C.JENSEN A/S

Løvholmen 13 | DK - 5700 Svendborg | Denmark  
Tel. +45 6321 2014 | Fax: +45 6222 4615  
sales@cjc.dk | www.cjc.dk

## C.C.JENSEN Subsidiaries and Sales Offices

### Benelux

C.C.JENSEN Benelux B.V.  
Tel.: +31 182 37 90 29  
ccjensen.nl@cjc.dk  
www.ccjensen.nl

### France

C.C.JENSEN France  
Tel.: +33 3 59 56 16 58  
ccjensen.fr@cjc.dk  
www.ccjensen.fr

### Ireland

C.C.JENSEN Ireland  
Tel.: +353 61 374 943  
ccjensen.ie@cjc.dk  
www.ccjensen.ie

### United Arab Emirates

C.C.JENSEN Middle East  
Tel.: +971 4 447 2886  
ccjensen.uae@cjc.dk  
www.cjc.ae

### Chile

C.C.JENSEN S.L. Limitada  
Tel.: +56 2 739 2910  
ccjensen.cl@cjc.dk  
www.ccjensen.cl

### Germany

KARBERG & HENNEMANN  
GmbH & Co. KG  
Tel.: +49 (0)40 855 04 79 0  
kontakt@cjc.de  
www.cjc.de

### Italy

KARBERG & HENNEMANN srl  
Tel.: +39 059 29 29 498  
info@cjc.it  
www.cjc.it

### United Kingdom

C.C.JENSEN Ltd.  
Tel.: +44 1 388 420 721  
filtration@cjcuk.co.uk  
www.ccjensen.co.uk

### China

C.C.JENSEN Filtration  
Equipment (Tianjin) Co. Ltd.  
Tel.: +86 10 6436 4838  
ccjensen.cn@cjc.dk  
www.ccjensen.cn

### Greece

C.C.JENSEN Greece Ltd.  
Tel.: +30 210 42 81 260  
ccjensen.gr@cjc.dk  
www.ccjensen.gr

### Poland

C.C.JENSEN Polska Sp. z o.o.  
Tel.: +48 22 648 83 43  
ccjensen@ccjensen.com.pl  
www.ccjensen.pl

### USA

C.C.JENSEN Inc.  
Tel.: +1 770 692 6001  
ccjensen@ccjensen.com  
www.ccjensen.com

### Denmark

C.C.JENSEN Danmark  
Tel.: +45 7228 2222  
ccjensen.dk@cjc.dk  
www.cjc.dk

### India

C.C.JENSEN India  
Tel.: +91-9840146681  
mus.in@cjc.dk  
www.ccjensen.in

### Spain

C.C.JENSEN Ibérica, S. L.  
Tel.: +34 93 590 63 31  
ccjensen.es@cjc.dk  
www.cjc.dk

Your local C.C.JENSEN Distributor:

We are represented  
globally by distributors.

Find your nearest  
distributor on  
our website:  
**www.cjc.dk**

- or give us a call!

## Clean Oil - Bright Ideas

C.C.JENSEN A/S | [www.cjc.dk](http://www.cjc.dk)

